



Advanced charts and Reporting with PS Imago Pro

Jarlath Quinn – Analytics Consultant

Rachel Clinton – Business Development

www.sv-europe.com

A SELECT INTERNATIONAL COMPANY


FAQ's

- Is this session being recorded? Yes
- Can I get a copy of the slides? Yes, we'll email a PDF copy to you after the session has ended.
- Can we arrange a re-run for colleagues? Yes, just ask us.
- How can I ask questions? All lines are muted so please use the chat facility – if we run out of time we will follow up with you.



- Premier accredited partner to IBM, SAS and Predictive Solutions specialising in advanced analytics & big data technologies
- Work with open source technologies (R, Python, Spark etc.)
- Team each has 15 to 25 years of experience working in the advanced and predictive analytics
- Deep experience of applied advanced analytics applications across sectors
 - Retail
 - Gaming
 - Utilities
 - Insurance
 - Telecommunications
 - Media
 - FMCG


Predictive Solutions Imago and Imago Pro



A comprehensive professional analysis and reporting solution

PS IMAGO PRO is an analytical engine based on IBM SPSS Statistics enhanced with a suite additional procedures to deliver attractive and professional analytical reports that can be prepared and shared quickly and with minimum effort.

Why PS IMAGO Pro?

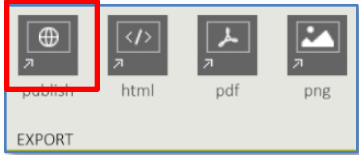


- Quickly create professional analytical reports
- An extensive portfolio of professional and innovative visualizations
- A host of additional, data-manipulation procedures
- A dedicated, flexible reporting application to consolidate and display multiple outputs
- Makes it easy to share reports across the organisation including via web portals



Let's take a look...

Publishing to the Portal



Publishing on PS IMAGO Portal

Host/URL: Login: Password: **LOGIN**

- ▲ Predictive Solutions
 - ▶ Raporty (Polski)
 - ▲ Reports (English)
 - ▢ Airlines Business
 - ▢ Coffee Consumption
 - ▢ Net Promoter Score
 - ▢ Ownership and use of products
 - ▢ Sales Report

Report Name:

Report Description:

Valid Through:

PUBLISH **CANCEL**

Publishing to the Portal

The screenshot displays the PS IMAGO Portal interface. At the top, the browser address bar shows the URL `localhost/index.php?option=start&data=4`. The page header includes the portal name, a user profile for Krzysztof Kusch, and a Logout button. A navigation menu contains links for START, REPORTS, MANAGEMENT, and HELP.

The main content area is divided into two sections:

- FAVOURITE REPORTS:** A list of reports with columns for NAME, FOLDER, and OPTIONS. It includes a search filter and two entries: 'Airlines Business' and 'Sales Report', both located in the '/Predictive Solutions/Reports (English)' folder.
- THE NEWEST DOCUMENTS AND REPORTS:** A list of reports with columns for NAME, DESCRIPTION, FOLDER, ADDED, and OPTIONS. It includes a dropdown menu for 'Show reports of the month' and a search filter. It lists two reports: 'Worldwide Airport Traffic Report' and 'Sales'.

At the bottom of the 'FAVOURITE REPORTS' section, a note states: 'Favourite reports and documents can be added to the list of quick access reports presented below.'

NAME	FOLDER	OPTIONS
Airlines Business	/Predictive Solutions/Reports (English)	★ ⓘ
Sales Report	/Predictive Solutions/Reports (English)	★ ⓘ

NAME	DESCRIPTION	FOLDER	ADDED	OPTIONS
Worldwide Airport Traffic Report		/Predictive Solutions/Reports (English)	2018-04-11 14:23:01	ⓘ
Sales		/Predictive Solutions	2018-04-05 12:20:19	ⓘ

Publishing to the Portal

The screenshot displays the PS IMAGO Portal interface. The browser address bar shows the URL: localhost/index.php?option=dokumenty&katid=1&old=113. The page title is "PS IMAGO Portal" and the user is logged in as "Krzysztof Kusch (kusch@pvss.pl)". The navigation menu includes "START", "REPORTS", "MANAGEMENT", and "HELP".

The main content area is titled "OBJECT: SALES". It features a toolbar with the following actions: Back, Open, Favourites, Download, Edit, Location, Lock, Remove, Anonymous, and Version. Below the toolbar is the "INFORMATION ABOUT THE OBJECT" section, which contains a table with the following data:

NAME	DESCRIPTION	KEYWORDS	FOLDER	TYPE	CREATED	EXPIRY
Sales			• /Predictive Solutions		2018-04-05 12:20:19	none

Below this is the "OBJECT VERSIONS" section, which includes a "Filter" input field and a table with the following data:

VERSION	NAME	DESCRIPTION	KEYWORDS	AUTHOR	TYPE	CREATED	EXPIRY	OPTIONS
4	Sales			Krzysztof Kusch		2018-04-05 12:20:19	none	
3	Sales			Krzysztof Kusch		2018-04-05 12:19:52	none	
2	Sales			Krzysztof Kusch		2018-04-05 12:19:39	none	
1	Sales			Krzysztof Kusch		2018-04-05 12:19:18	none	

Refreshing the Report Automatically

The screenshot displays the PS IMAGO Designer interface for a 'Worldwide Airport Traffic Report'. The main workspace shows a dashboard with a world map, 'Traffic (Year-To-Year)' gauges, and 'Traffic by continent' bar charts. A 'Report files' dialog box is open, showing the file path 'C:\Airlines\Automation\Airlines_Automation_new.psid' and 'OK'/'CANCEL' buttons. The 'ITEMS' panel on the right lists dashboard components like 'Dashboard: Arrows & Traffic Lights', 'COORDINATES ON A REFERENCE MAP', 'Treemap', 'Violin graph', 'Ring chart', 'Nightingale rose', and 'Series graph'. The 'TOOLS' panel shows 'PAGE color' options.

object	name	size	type	modified	category
	Dashboard: Arrows & Traffic Lights	168 x 29	chart	4/4/2018 5:24:26	
	COORDINATES ON A REFERENCE MAP: LAT_DEG-LON_DEG	1029 x 659	chart	4/4/2018 5:24:26	
	Treemap	1125 x 705	chart	4/4/2018 5:24:26	
	Violin graph	817 x 453	chart	4/4/2018 5:24:26	
	Ring chart	257 x 254	chart	4/4/2018 5:24:26	
	Nightingale rose	306 x 260	chart	4/4/2018 5:24:26	
	Series graph	938 x 312	chart	4/4/2018 5:24:26	

continent	percentage
Africa	1%
Asia	29%
Europe	33%
North America	30%
Oceania	3%
South America	4%

Working with Smart Vision Europe Ltd.

- **Sourcing Software**
 - You can buy your analytical software from us often with discounts
 - Assist with selection, pilot, implementation & support of analytical tools
 - <https://www.sv-europe.com/buy-spss-online/#Predictive%20Solutions>
 - **Training and Consulting Services**
 - Guided consulting & training to develop in house skills
 - Delivery of classroom training courses / side by side training support
 - Identification & recruitment of analytical skills into your organisation
- **Advice and Support**
 - offer ‘no strings attached’ technical and business advice relating to analytical activities
 - Technical support services around Predictive Solutions, SPSS and SAS



Contact us:

+44 (0)207 786 3568

info@sv-europe.com

Twitter: @sveurope



[Follow us on Linked In](#)

[Sign up for our Newsletter](#)

Thank you